






Final Results

RANKIN	TEAM	NAME	A	B	C	POINTS	RANKING
1	FRA	FRANCE	89,04	206,55	3,00	298,59	1
		21 *DESCHAMPS Clement	(50.31)	104.31	3.00		
		22 *ECALLE Tony	44.52	(126.09)	0.00		
		26 *VIGNAUD Marion	44.52	102.24	(3.00)		
2	GER	GERMANY	100,69	196,10	3,12	299,91	2
		36 *SCHUBERT Ciara	55.04	96.57	(8.60)		
		37 *TISCHER Marie	45.65	(127.60)	1.64		
		38 *UNZEITIG Anne	(55.84)	99.53	1.48		
3	SUI	SWITZERLAND	108,88	191,87	0,00	300,75	3
		64 *BARBEY Michael	(51.31)	(EL)	(5.29)		
		65 *GANDOLFO Mario	54.91	94.34	0.00		
		68 *ULRICH Stefan	53.97	97.53	0.00		
4	LUX	LUXEMBOURG	109,21	206,35	0,00	315,56	4
		46 *KANDEL Nicolas	(59.97)	(112.06)	0.00		
		47 *SCHILTZ Franz	58.30	105.54	(0.12)		
		48 *SCHILTZ Marie	50.91	100.81	0.00		
5	GBR	GREAT BRITAIN	115,27	203,90	10,09	329,26	5
		29 *BRADFORD Harriet	61.83	(114.08)	10.09		
		30 *HODGSON Michael	(62.50)	103.23	0.00		
		32 *WILKINSON Tara	53.44	100.67	(10.72)		
6	BEL	BELGIUM	107,81	218,40	4,89	331,10	6
		4 *BRYNAERT Pieter-Jan	(64.16)	107.77	(9.19)		
		5 *LEJEUNE Etienne	59.23	110.63	3.00		
		6 *PHILIPPOT Laure	48.58	(110.86)	1.89		
7	ESP	SPAIN	121,46	203,05	8,80	333,31	7
		17 *PEREZ PEDRAJAS Antonio	61.23	100.14	5.80		
		18 *SOLANA MARTI Jose Ignaci	60.23	102.91	3.00		
8	POL	POLAND	122,27	207,05	4,40	333,72	8
		58 *KURYS Katarzyna	63.90	(108.68)	(8.46)		
		59 *KWIATEK Bartlomiej	(66.63)	102.59	0.00		
		60 *KWIATEK Weronika	58.37	104.46	4.40		
9	SWE	SWEDEN	121,13	212,90	0,00	334,03	9
		71 *KRISTIANSEN Linnea	55.84	109.40	0.00		
		73 *LARSSON Jens	(68.96)	103.50	0.00		
		74 *QVARNSTRÖM Cecilia	65.29	(118.52)	(9.65)		
10	USA	UNITED STATES OF AMERICA	108,68	221,28	10,05	340,01	10
		75 *BERNDL Leslie	54.04	122.57	7.05		
		76 *BRADISH Taylor	54.64	98.71	3.00		
		77 *HELMUTH Raymond	(54.44)	(EL)	(10.15)		
11	CZE	CZECH REPUBLIC	119,80	216,99	4,14	340,93	11
		10 *BEJR Daniel	53.11	103.25	0.69		
		11 *ZIEGLER Jiri	66.69	113.74	3.45		
12	HUN	HUNGARY	112,94	221,76	9,42	344,12	12
		40 *KUN Andrea	56.30	(121.73)	7.09		
		41 *MOLDOVÁN András	56.64	115.51	(18.20)		
		42 *POSTA Dávid	(68.23)	106.25	2.33		
13	NED	NETHERLANDS	121,39	229,24	0,00	350,63	13
		50 *HOUTERMAN Eline	65.09	125.93	0.00		
		51 *JANSMA Larissa	56.30	103.31	0.00		
		52 *KARELSE Pieter	(57.57)	(EL)	(14.52)		
14	DEN	DENMARK	124,60	221,00	12,43	358,03	14
		12 *BLAABJERG Karina	61.70	109.24	6.43		
		14 *FRID Helle Jespersen	62.90	111.76	(9.29)		
		15 *KLINDT Kristina	(65.83)	(113.49)	6.00		



Final Results

RANKIN	TEAM	NAME	A	B	C	POINTS	RANKING
15	CAN	CANADA	106,94	240,32	18,42	365,68	15
		7 *BRUDER Kelly	40.65	120.52	0.82		
		8 *LEVASSEUR Catherine	66.29	(121.24)	(18.90)		
		9 *PRECIOUS Carole	(69.62)	119.80	17.60		
16	AUT	AUSTRIA	131,85	233,19	13,53	378,57	16
		1 *BÖSCH Alexander	(59.23)	(EL)	(-)		
		2 *DOBRETSBERGER Andrea	62.56	121.69	9.61		
		3 *FEICHTINGER Franz	69.29	111.50	3.92		
	ITA	ITALY			0,00		
	43 *CASSOTTI Mirko	(65.16)	(EL)	(-)			
	44 *CIVIDINI Cristiano	65.63	146.21	20.70			
	45 *RIGAMONTI Antonio	(67.69)	(EL)	(10.57)			

©Driving Program by Philippe Liénart (BEL) - driving@horsesdriving.be

OFFICIAL RESULTS 15:39

Signature President of the Jury